


# Micromobility Committee

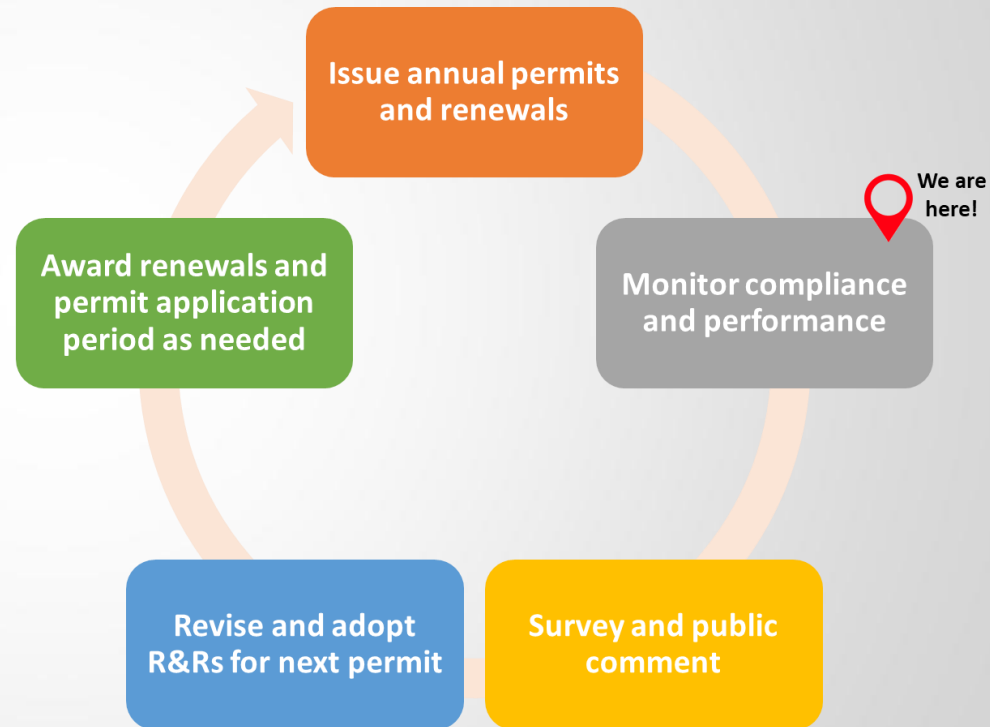
January 11, 2023



# Agenda

## January Agenda – Permit Q3

1. Meeting & Permit Cycle
2. Data Updates
  - Ridership Numbers
  - Compliance Review
  - Data Requests
  - Evaluation: Corral No Parking Zone Pilot
3. Presentations
  - Updates from vendors
4. Discussion
  - 2023 User Survey
  - 2023-2024 Permit Rules & Regulations Updates
5. Looking Ahead
  - Event Schedule



## Meeting & Permit Cycle

January DVC

- Compliance review
- Fleet increase applications
- Review user survey and R&R

April DVC

- Compliance review
- Review survey results
- Application and R&R public comment

2023 Permit

- Anticipating 2-3 permits
- Renewal(s) for any company without citations as of May 15, 2023
- Application for available permits to open May 2023

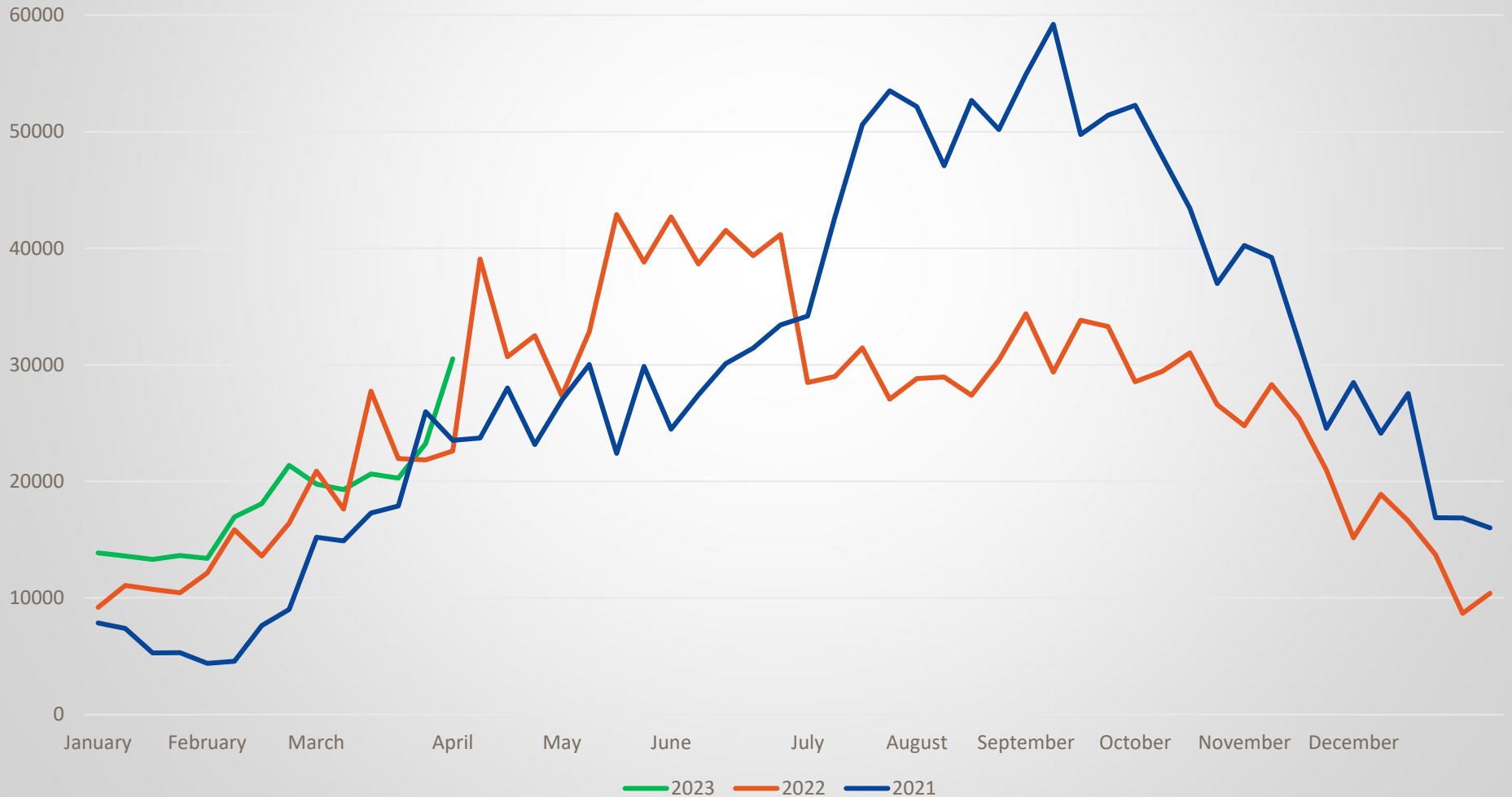
July DVC

- Compliance review
- 2023 permit holder presentations

## Data Updates

275,226 trips in 2023 so far!

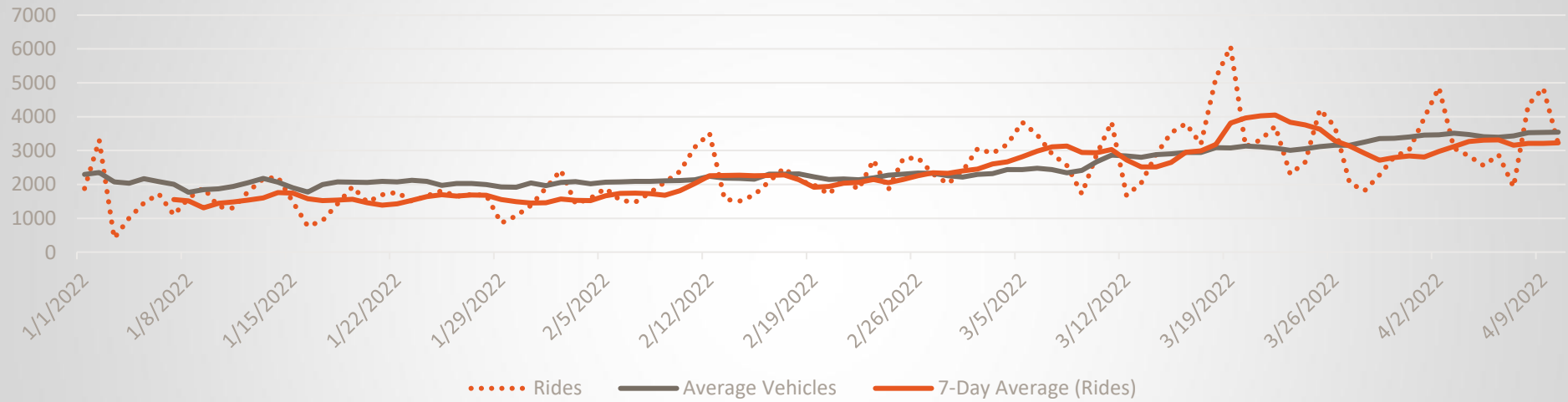
### Weekly Trips, Annual Comparison



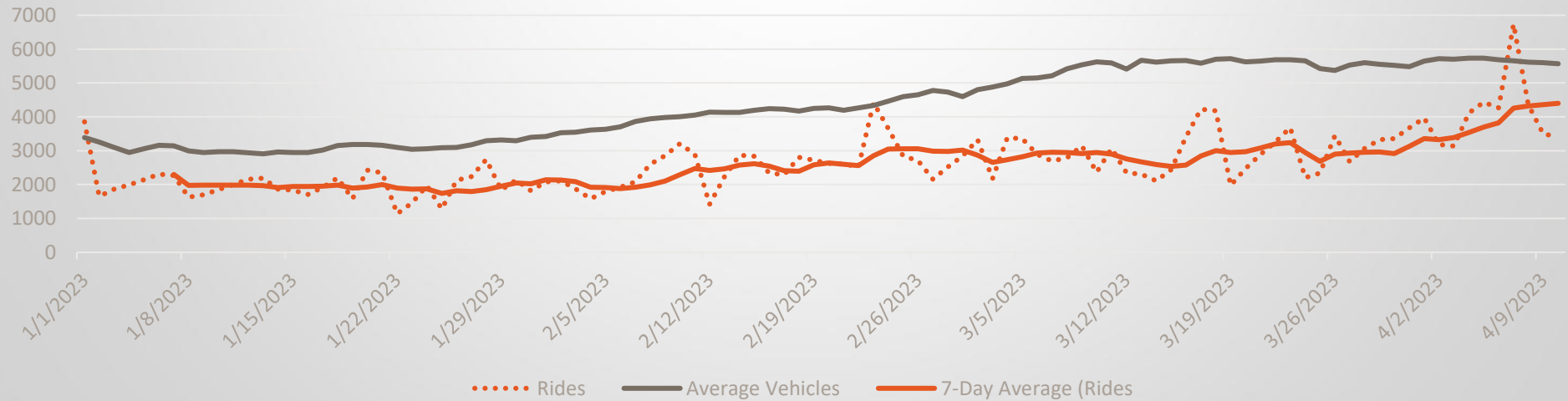
## Data Updates

### Daily Average Vehicles Deployed and Total Daily Trips

2022



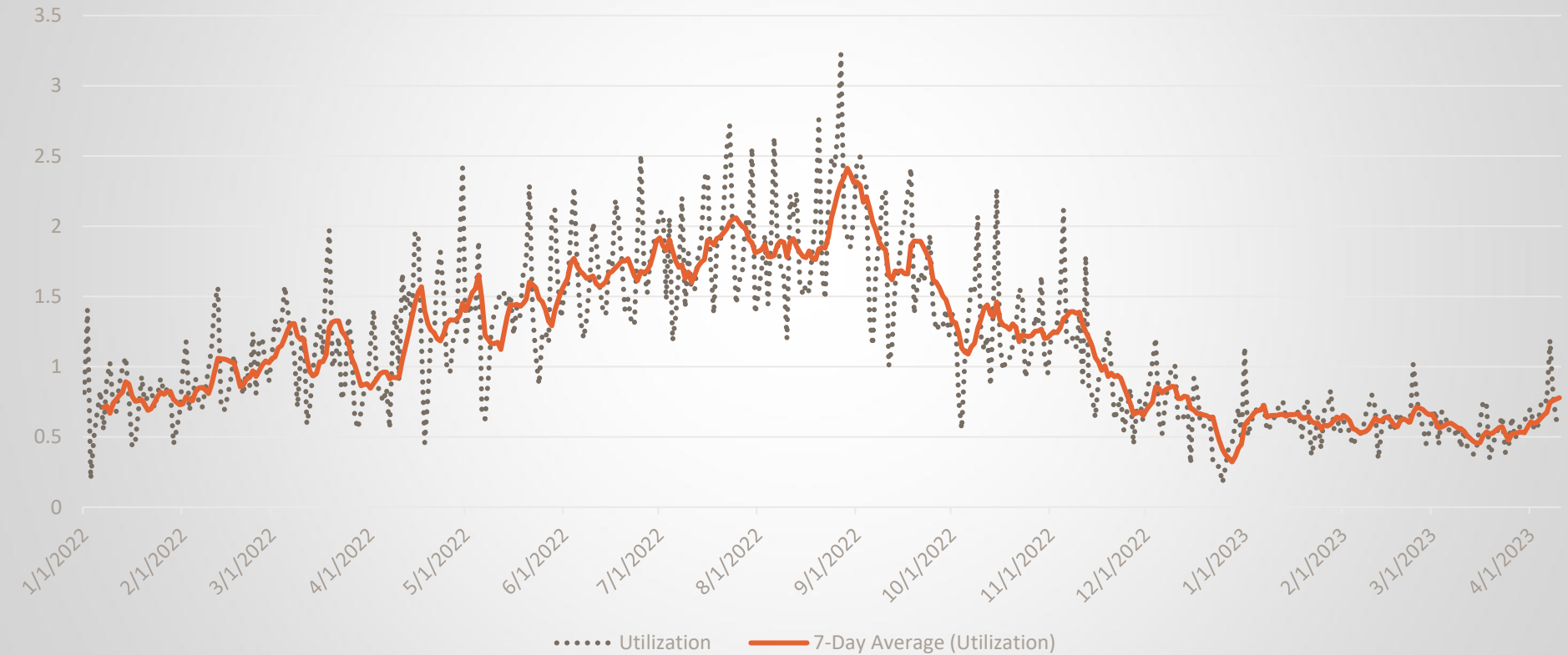
2023



## Data Updates

### Trips Per Vehicle Per Day

Average Utilization in 2023:  
0.61 trips/vehicle/day



## Data Updates

### Compliance

- 2 warnings issued before a citation
  - Goal to address issues. Permit holders may ask for exemptions for verified issues.
- All citations include the right to appeal

| Metric                           | Enforcement   | 2021-22  | 2022-23 to date                |
|----------------------------------|---------------|--|--------------------------------|
| Deployment (fleet size, EZ + DD) | Twice monthly | 12 warnings  | 5 warnings, 3 citations (Bird) |
| App/geographical updates         | Twice monthly | 13 warnings<br>1 citation (Lime)                     | 0 warnings                     |
| 5-day parking maximum            | Twice monthly | 20 warnings<br>10 Citations (8 Lime, 1 Spin, 1 Link) | 3 warnings, 1 citation (Bird)  |
| Vehicle inspections              | Monthly       | 4 warnings   | 0 warnings                     |
| Parking Audits                   | Monthly       | 4 warnings   | 0 warnings                     |
| Specific parking issues          | As needed     | 5 warnings   | 0 warnings                     |
| Customer response time           | As needed     | 4 warnings, triggering 2 audits                      | 0 warnings                     |



## Evaluation: Corral No Parking Zones


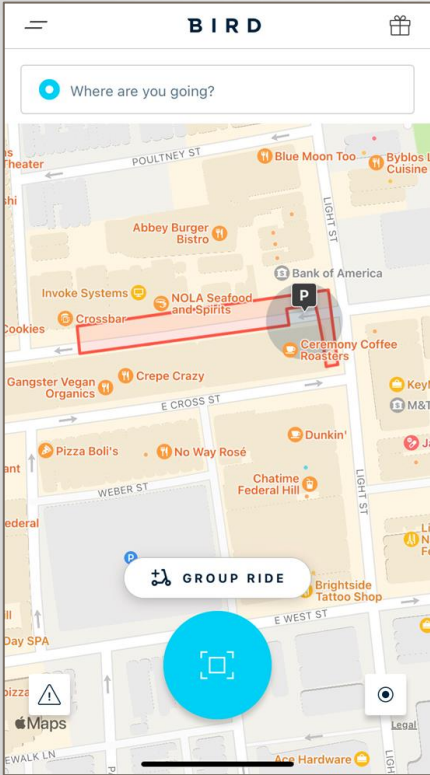
PILOT No-parking around corrals

Phase 1: October - December

- **Sole destination in vicinity:** Corrals on blocks with only one destination were selected, because there is nowhere else on the block the rider would need to park the vehicle other than the corral to access their destination.
  - Penn Station
  - North Ave Light Rail
  - W Baltimore Marc
- **Repeated ADA violations:** Corrals near locations with repeated ADA violations were selected to prevent vehicles from blocking the sidewalks and curb ramps.
  - Light Street Cycle Track
  - Southside Marketplace



# Evaluation: Corral No Parking Zones



# Evaluation: Corral No Parking Zones

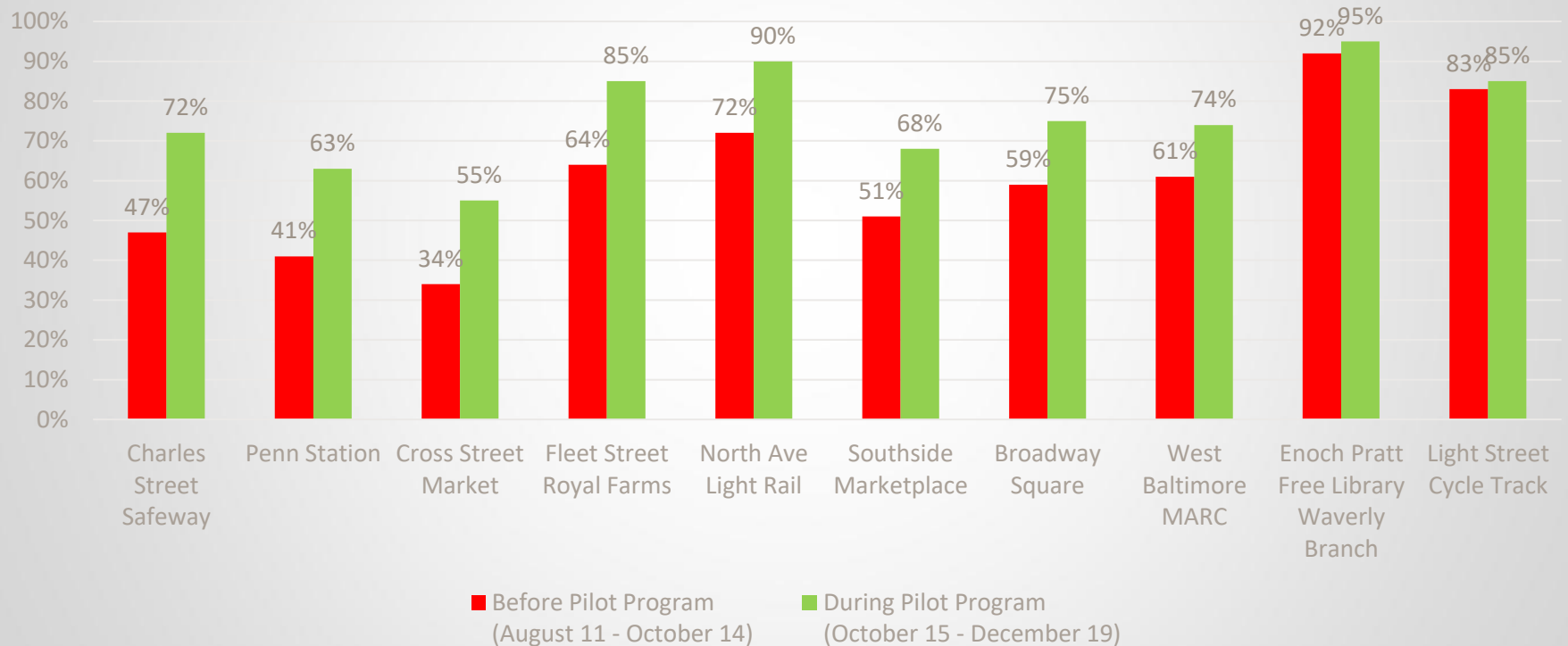


No Parking Zone

Corral with 5-meter buffer

# Evaluation: Corral No Parking Zones

## Percentage of Vehicles Parked within 5 Meters of Corral



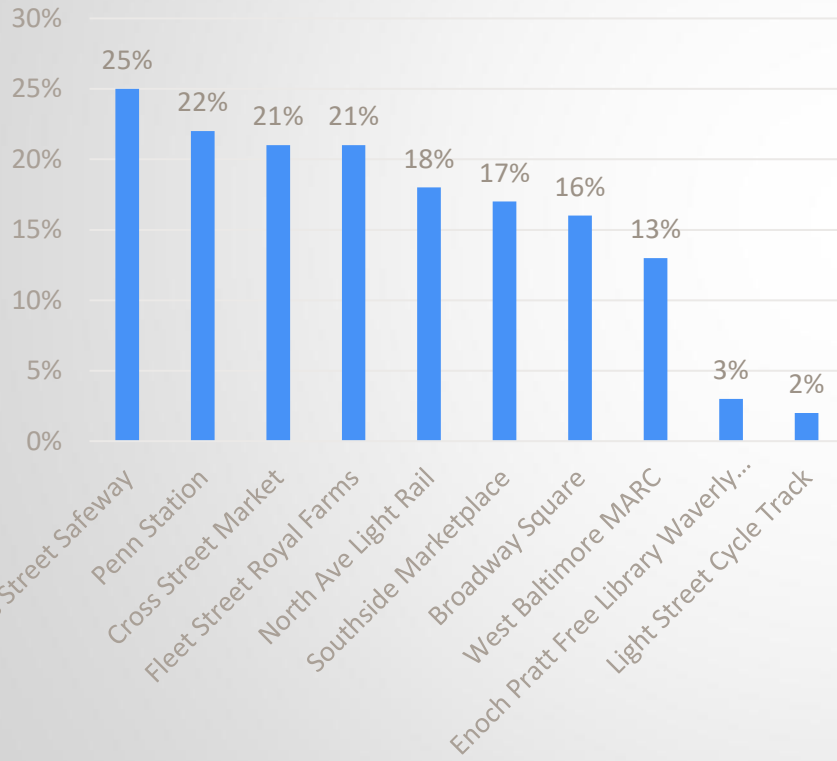
**Vehicles not parked in corrals are not illegally parked if they are parked upright and with at least 4 feet of sidewalk clearance!**



## Evaluation: Corral No Parking Zones

Overall, there was a 16% average increase of vehicles within 5 meters parked in corrals once no-parking zones were added.

Percent Change Vehicles Parked Per Pilot Corral



## Permit Holder Updates

### 2022-2023 Permit Holders

|   | Permitted  | Q2 Deployed   |
|---|--|---|
| Bird<br>(2018 Pilot, 2022)                | 2000 vehicles, minimum 75 per type:<br>- e-scooters<br>- e-bikes | 800-1000 e-scooters<br>75- 100 e-bikes                |
| Link by Superpedestrian<br>(2021-Present) | 1100 e-scooters<br>adaptive fleet                                | 900-1100 e-scooters<br>1-3 rentals + 2 events / month |
| Spin<br>(2019 Pilot – Present)            | 1800 e-scooters  | 1000-1200 e-scooters                                  |



## Discussion: 2023 User Survey Preview

### User Survey: Planned for February – March 2023

- Pop-up in app (targets users, not community wide)
- BCDOT social posts
- BCDOT flyers in equity zones
- Other distribution ideas?

### Results will be used to:

- Inform Rules & Regulations
- Show change over time

~900 responses in 2022!



#### Baltimore Dockless Vehicle Program - 2022 User Survey

Thank you for helping us to evaluate the Baltimore City Dockless Vehicle Program. Your answers and information will all be kept confidential. Total responses of from all participants may be shared in an evaluation report and be used to help shape services in the future. If you want to know more about the dockless vehicle program, please visit our website: <https://transportation.baltimorecity.gov/bike-baltimore/dockless-vehicles>

The survey takes about 10 minutes to complete. Please be sure to answer all questions about your dockless vehicle (scooters and bicycles) use in Baltimore City, not in other cities or towns.

\* 1. How often do you ride a dockless bike or scooter?

- Every day
- A few times per week
- About once per week
- A few times per month
- About once per month
- At least once per year
- Never

2. Which dockless bike and scooter brand(s) have you used in the past 6 months?

- Spin
- Lime
- Link

3. Do you prefer one brand over the other brands?

- Lime
- Link
- Spin

## Discussion: 2023 User Survey Preview

### Survey Topics:

- Frequency of ridership
- Trip purpose
- Effect on use of other modes
- Brand and vehicle preferences
- Crash history
- Familiarity with Rules & Regulations
- Corral familiarity and usage
- Ideas for improvement
- Demographics
- Other?



## Discussion: Rules and Regulations

What are the top issues you want to see addressed by the Rules and Regulations?

R&R Poll

Mentimeter Poll: Menti.com

Code: 2453 1683



## Discussion: Rules and Regulations

### Top Issues

| Topic                             | Issue  | Current R&R   | Potential Changes  |
|-----------------------------------|--|---|--|
| Vandalism                         | <ul style="list-style-type: none"> <li>• Big cost to PH</li> <li>• Potentially impacts community access to vehicles</li> </ul>           | <ul style="list-style-type: none"> <li>• Some of permit fees dedicated to assistance</li> <li>• 5 Day parking limit –challenging for PH</li> <li>• Allowance for PH to cease deployment after incidences</li> </ul> | <ul style="list-style-type: none"> <li>• Require tracking via MDS API “unknown” vehicle status</li> <li>• Allowing temporary no-ride zones</li> </ul>                |
| Parking and knocked over vehicles | <ul style="list-style-type: none"> <li>• Can impede access on sidewalk</li> <li>• Most common complaint submitted to the City</li> </ul> | <ul style="list-style-type: none"> <li>• Monthly Inspections of deployments</li> <li>• Customer service audits as needed</li> <li>• \$20 tickets to riders are allowed, but not common</li> </ul>                   | <ul style="list-style-type: none"> <li>• Require checking end of ride pictures to send warnings to customers – could be a percentage checked or as needed</li> </ul> |
| Other?                            |  |   |  |

## Discussion: Rules and Regulations

**What are the strengths and opportunities we can promote through new rules and regulations?**

R&R Poll

Mentimeter Poll: Menti.com

Code: 2453 1683



## Discussion: Rules and Regulations

### Top Opportunities

| Topic                           | Current R&R   | Potential Changes  |
|---------------------------------|---|--|
| Renewal and longer-term permits | <ul style="list-style-type: none"> <li>1-2 permits will be renewed for a second year</li> </ul>   | <ul style="list-style-type: none"> <li>Allow more renewal terms, i.e., up to 5 years renewed annually</li> </ul>                     |
| Number of permits               | <ul style="list-style-type: none"> <li>3 permits</li> </ul>   | <ul style="list-style-type: none"> <li>Award 2 permits depending on vehicle demand</li> </ul>  |
| Fleet requirements              | <ul style="list-style-type: none"> <li>Adaptive vehicles – encouraged but not required</li> <li>Bikes encouraged through reserved permit and higher fleet cap</li> <li>1 permit reserved for company with multiple vehicle types</li> </ul> | <ul style="list-style-type: none"> <li>Require either multiple vehicle types or adaptive vehicles from all permit holders</li> </ul> |
| Corral parking requirements     | <ul style="list-style-type: none"> <li>Corrals must appear in app</li> <li>No parking zones must appear in app</li> <li>SOP change - Geo fence no-parking corrals and more wayfinding to corrals</li> </ul>                                 | <ul style="list-style-type: none"> <li>Require an incentive for parking in corrals</li> </ul>  |
| Events/community                | <ul style="list-style-type: none"> <li>Events in each planning district</li> <li>Event support for large events</li> </ul>  |  |

## Looking Ahead

### Q3 Large Events:

- Ravens' games
- CIAA Tournament

### Community Events:

- Other events?

### Next Meeting:

- Survey announcement to be sent via email
- April 12, 2023

### Data/Analysis Requests?

